

**PANTAUAN DEBIT PADA BENDUNG - BENDUNG
BALAI PSDA PEMALI COMAL, BALAI PSDA BODRI KUTO DAN BALAI PSDA SERANG LUSI JUANA
MINGGU ke III OKTOBER (Tgl. 17 OKTOBER s/d 23 OKTOBER 2023)**

| No. | KABUPATEN/KOTA | BENDUNG/DI | Sungai | Sawah Irigasi (Ha) | Q Limpas (m ³ /dt). | Q INTAKE | | Q Sungai (m ³ /dt). | Q Kebutuhan (m ³ /dt). | Faktor K |
|-----------------------|---------------------|---------------------|------------------|--------------------|--------------------------------|-----------------------------|----------------------------|--------------------------------|-----------------------------------|----------|
| | | | | | | Kanan (m ³ /dt). | Kiri (m ³ /dt). | | | |
| 1 | 2 | 3 | 4 | 5 | 6 | 7 | 8=5+6+7 | 9 | 10 | |
| I PEMALI COMAL | | | | | | | | | | |
| 1 | Pekalongan | Kropeng/Kupang | Kupang | 3,040 | - | 0.98 | | 0.98 | 3.04 | 0.32 |
| 2 | Pekalongan | Pesantren Kletak | Sengkarang | 3,517 | - | | 0.71 | 0.71 | 3.50 | 0.20 |
| 3 | Pkl. Pemalang | Kaliwadas | Genteng | 7,208 | - | 1.92 | 0.53 | 2.45 | 7.50 | 0.33 |
| 4 | Brebes | Notog/P. Bawah | Pemali | 26,952 | - | 6.21 | | 6.21 | 26.00 | 0.24 |
| 5 | Pemalang | Sukowati | Comal | 8,882 | 0.77 | | 11.81 | 12.58 | 9.00 | 1.00 |
| 6 | Kab. Pekalongan | Brondong | Paingan | 3,211 | - | | 1.53 | 1.53 | 9.53 | 0.16 |
| 7 | Pemalang | Sungapan | Waluh | 7,086 | - | | | | | |
| 8 | Brebes - Cirebon | Cisadap | Babakan | 2,417 | - | | 0.35 | 0.35 | 2.00 | 0.17 |
| 9 | Brebes | Nambo | Kabuyutan | 4,166 | - | | 0.40 | 0.40 | 4.00 | 0.10 |
| 10 | Brebes | Cibendung | jengkelok | 5,903 | - | 0.77 | | 0.77 | 6.00 | 0.13 |
| 11 | Kab. Tegal | Dukuhjati | Cacaban west | 7,439 | - | | | | | |
| 12 | Kab. Tegal | Danawarih | Gung | 6,632 | - | | 1.43 | 1.43 | 6.00 | 0.24 |
| 13 | Kab. Tegal | Cipero | Rambut | 7,634 | - | | | | | |
| 14 | Kab. Tegal | Cawitali | Kumisik | 3,940 | - | | | | | |
| 15 | Batang | Kd.Dowo Kramat | Sambong | 1,176 | - | 0.17 | 0.23 | 0.40 | 1.18 | 0.34 |
| 16 | Kab/Kota Pekalongan | Asem Siketek | Kupang | 500 | - | | 0.45 | 0.45 | 0.50 | 0.90 |
| 17 | Pekalongan | Tapak Menjangan | Welo | 1,330 | - | 0.57 | | 0.57 | 1.44 | 0.40 |
| 18 | Pekalongan | Padurekso | Sengkarang | 2,388 | - | | 0.88 | 0.88 | 2.40 | 0.37 |
| 19 | Pekalongan | Sudikampir | Boro | 1,521 | - | | 0.69 | 0.69 | 1.51 | 0.46 |
| 20 | Pemalang | Mejagong | Comal | 2,525 | - | | | | | |
| 21 | Tegal | Pesayangan | Gung | 1,870 | - | 0.20 | 0.45 | 0.65 | 1.80 | 0.36 |
| 22 | Tegal | Sidapura | Kemiri | 600 | - | | 0.76 | 0.76 | 0.60 | 1.00 |
| 23 | Kota Tegal | Gangsa/G. Lumingser | Gangsa | | 1.24 | 0.41 | | 1.65 | 0.75 | 1.00 |
| 24 | Tegal Brebes | Parakan Kidang | Gintung | 1,704 | - | | | | | |
| 25 | Tegal Brebes | Gondang | Gondang | 824 | - | | | | | |
| 26 | Tegal Brebes | Lenggor | Pagerwangi | 290 | - | | | | | |
| 27 | Tegal Brebes | Karanganyar | Pagerayu | 210 | - | | | | | |
| 28 | Kab.Tegal & Brebes | Beji | Krupuk | 236 | - | 0.09 | | 0.09 | 0.24 | 0.36 |
| 29 | Kab. Brebes | Kemaron | Erang | 1,026 | - | | | | | |
| JUMLAH I | | | | 114,227 | 2.01 | 11.31 | 20.20 | 33.52 | 86.97 | |
| II BODRI KUTO | | | | | | | | | | |
| 1 | Batang | Kedungasem | Kuto | 4,353 | - | 2.55 | 2.04 | 4.60 | 4.06 | 1.00 |
| 2 | Kendal | Juwero | Bodri | 8,861 | - | 1.50 | 1.09 | 2.59 | 3.74 | 0.69 |
| 3 | | Sojomerto | Blukar | 1,108 | - | 0.07 | 0.23 | 0.30 | | |
| 4 | | Kedung Pengilon | Blorong | 2,492 | - | 0.80 | 0.05 | 0.84 | 0.16 | 1.00 |
| 5 | Kota Semarang | Plumbon | Plumbon | 464 | - | | 0.15 | 0.15 | 0.16 | 0.96 |
| 6 | | Pucang Gading | Babon | 1,060 | - | 0.24 | 0.06 | 0.30 | 0.36 | 0.83 |
| 7 | Grobogan | Jragung | Jragung | 4,053 | 0.66 | | | 0.66 | | |
| 8 | | Glapan | Tuntang | 18,740 | - | 0.80 | 2.16 | 2.96 | 0.52 | 1.00 |
| 9 | Semarang | Senjoyo (Ajiawur) | Senjoyo | 2,235 | - | 0.80 | | 0.80 | 0.75 | 1.00 |
| 10 | | Isep - isep | Senjoyo | 40 | - | | 0.06 | 0.06 | 0.01 | 1.00 |
| 11 | | Padas klorot | Sigading | 701 | - | 0.65 | | 0.65 | 0.24 | 1.00 |
| 12 | | Rejoso | Sigading | 560 | 0.05 | 0.53 | | 0.58 | 0.19 | 1.00 |
| 13 | | Sidopangus | Pangus | 719 | 0.36 | | | 0.59 | 0.24 | 1.00 |
| 14 | Salatiga | Sucen | Senjoyo | 596 | 0.09 | | 0.40 | 0.49 | 0.24 | 1.00 |
| 15 | | Aji Getas | Senjoyo | 119 | - | | 0.08 | 0.08 | 0.04 | 1.00 |
| 16 | | Sinongko | Nongko | 70 | - | | 0.03 | 0.03 | 0.02 | 1.00 |
| 17 | Demak | Guntur | KB.1 | 2,036 | - | 0.23 | | 0.23 | 0.49 | 0.47 |
| 18 | | Barang | Dolog | 1,296 | - | | | | | |
| JUMLAH II | | | | 49,503 | 1.16 | 8.40 | 6.34 | 15.90 | 11.22 | |
| III SELUNA | | | | | | | | | | |
| 1 | Jepara | Bakalan | Bakalan | 1,379 | - | | | | | |
| 2 | | Medani | Gelis | 989 | - | 0.229 | | 0.23 | 0.227 | 1.00 |
| 3 | Grobogan | Dumpil | Lusi | 9,818 | - | | | | | |
| 4 | Rembang | Kedungsapen | Randugunting | 1,590 | - | | | | | |
| 5 | Kudus | Kramat | Kramat | 163 | - | 0.022 | 0.004 | 0.03 | 0.024 | 1.00 |
| 6 | Blora | Kedungwaru | Kedungwaru | 1,302 | 0.183 | | | 0.18 | | |
| 7 | Kudus | Logung | Logung | 2,805 | - | 0.184 | 0.357 | 0.54 | 0.54 | 1.00 |
| 8 | | Siwayut | Siwayut | 683 | - | | 0.107 | 0.11 | 0.11 | 1.00 |
| 9 | Pati | Widodaren | Widodaren | 2,617 | - | | | | | |
| 10 | | Sentul | Sentul | 1,536 | - | | | | | |
| 11 | Grobogan | Sidorejo+Lanang | Serang | 7,938 | 43.954 | | 2.143 | 46.10 | 4.950 | 1.00 |
| 12 | | Sedadi | Serang | 16,055 | 34.286 | | 8.063 | 42.35 | 13.735 | 1.00 |
| 13 | | Klambu | Serang / K. Lusi | 37,451 | - | 6.810 | 12.449 | 19.26 | 19.237 | 1.00 |
| JUMLAH III | | | | 84,326 | 78.42 | 7.25 | 23.12 | 108.79 | 38.81 | |

Faktor K > 0.7 s/d 1.00

-----> Aman

Faktor K = 0.5 s/d 0.7

-----> Giliran (Potensi Rawan Kekeringan)

Faktor K = 0.3 s/d 0.5





-----> Rawan Kekeringan

Faktor K < 0.3

-----> Sangat Rawan Kekeringan

PANTAUAN DEBIT PADA BENDUNG - BENDUNG
BALAI PSDA PROGO BOGOWONTO LUK ULO DAN BALAI PSDA SERAYU CITANDUY
MINGGU ke III OKTOBER (Tgl. 17 OKTOBER s/d 23 OKTOBER 2023)

| No. | KAB / KOTA | BENDUNG | Sungai | Sawah Irigasi (Ha) | Q Limpas (m ³ /dt). | Q INTAKE | | Q Sungai (m ³ /dt). | Q Keb (m ³ /dt). | Faktor K |
|------------|--------------------------|------------------|------------|--------------------|--------------------------------|-----------------------------|----------------------------|--------------------------------|-----------------------------|----------|
| | | | | | | Kanan (m ³ /dt). | Kiri (m ³ /dt). | | | |
| 1 | 2 | 3 | 4 | 5 | 5 | 6 | 7 | 8=5+6+7 | 9 | 10 |
| V | PROBOLO | | | | | | | | | |
| 1 | Magelang | Tangsi | tangsi | 1,448 | - | 0.19 | | 0.19 | 0.19 | 1.00 |
| 2 | Purworejo | Pekatingan | Butuh | 1,227 | - | 0.07 | | 0.07 | 0.07 | 1.00 |
| 3 | Purworejo | Kedung Putri | Bogowonto | 4,341 | - | 0.70 | | 0.70 | 0.70 | 1.00 |
| 4 | Purworejo | Boro | Bogowonto | 5,136 | - | - | | - | - | - |
| 5 | Kebumen | Pringtutul | Pringtutul | 436 | - | 0.03 | - | 0.03 | 0.03 | 1.00 |
| 6 | Kebumen | Karag I | Karag | 67 | - | | - | - | - | - |
| 7 | Kebumen | Karag II | Karag | 57 | - | | - | - | - | - |
| 8 | Kebumen | Siragas | Pringtutul | 48 | - | - | - | - | - | - |
| 9 | Kebumen | Kedung Gabel | Pringtutul | 264 | - | 0.03 | - | 0.03 | 0.03 | 1.00 |
| 10 | Kebumen | Watubarut | Kemit | 1,607 | - | - | | - | - | - |
| 11 | Kebumen | Pejengkolan SIWT | Bedegolan | 10,500 | - | | 6.06 | 6.06 | 6.06 | 1.00 |
| 12 | Kebumen | Pejengkolan SIWB | Bedegolan | 12,499 | - | - | | - | - | - |
| 13 | Kebumen | Bedegolan | Badegolan | 8,295 | - | - | | - | - | - |
| 14 | Wonosobo | Pingit | Serayu | 271 | - | 0.26 | | 0.26 | 0.26 | 1.00 |
| 15 | Temanggung | Catgawen IV | Datar | 1,049 | - | 0.25 | | 0.25 | 0.25 | 1.00 |
| 16 | Temanggung | Galeh | Galeh | 1,093 | 0.10 | 0.83 | | 0.93 | 0.83 | 1.00 |
| 17 | Temanggung | Badran | Progo | 3,633 | 3.29 | | 4.88 | 8.17 | 4.88 | 1.00 |
| 18 | Temanggung | Soropadan | Elo | 504 | - | 0.53 | | 0.53 | 0.53 | 1.00 |
| | JUMLAH V | | | 52,475 | 3.39 | 2.89 | 10.94 | 17.22 | 13.83 | |
| VI | SERAYU CITANDUY | | | | | | | | | |
| 1 | Banjarnegara | Banjarcayana | Serayu | 5,001 | 20.00 | - | | 20.00 | - | - |
| 2 | Banyumas | Tajum | Tipar | 3,200 | - | 2.00 | 0.06 | 2.06 | 2.06 | 1.00 |
| 3 | Banjarnegara | Singomerto | Serayu | 5,863 | - | | 12.00 | 12.00 | 12.00 | 1.00 |
| 4 | Banyumas | Serayu | Serayu | 20,795 | 10.09 | | 28.80 | 38.89 | 28.80 | 1.00 |
| 5 | Cilacap | Manganti | Citanduy | 22,417 | - | 1.24 | 2.90 | 4.13 | 4.13 | 1.00 |
| 6 | Banyumas | Banjaran | Banjaran | 1,406 | 0.92 | | - | 0.92 | - | - |
| 7 | Banyumas | Andongbang | Prukut | 1,204 | - | 0.27 | | 0.27 | 0.27 | 1.00 |
| 8 | Banyumas | Arca | Pelus | 1,215 | - | 0.29 | 0.52 | 0.81 | 0.81 | 1.00 |
| 9 | Purbalingga | Krenceng | Kuncup | 1,375 | - | 2.51 | | 2.51 | 2.51 | 1.00 |
| 10 | Purbalingga | Pribadi | Jompo | 102 | - | 0.02 | 0.02 | 0.04 | 0.04 | 1.00 |
| 11 | Purbalingga | Dwi Cupaksari | Jompo | 100 | - | | 0.14 | 0.14 | 0.14 | 1.00 |
| 12 | Purbalingga | Bodag | Borag | 57 | 0.07 | | 0.11 | 0.18 | 0.11 | 1.00 |
| 13 | Banyumas | Kebasen | Serayu | 651 | 10.09 | | 0.32 | 10.41 | 0.32 | 1.00 |
| 14 | Cilacap | Cijalu | Cijalu | 1,368 | - | 0.31 | - | 0.31 | 0.31 | 1.00 |
| 15 | Banjarnegara | Kalisapi | Kalisapi | 1,119 | 1.31 | | - | 1.31 | - | - |
| 16 | Banyumas | Piasa | Piasa | 439 | - | 0.10 | 0.14 | 0.23 | 0.23 | 1.00 |
| 17 | Cilacap | Cileumeuh | Cilemeuh | 1,390 | - | 0.17 | - | 0.17 | 0.17 | 1.00 |
| 18 | Banyumas | Buniayu | Ijo | 220 | - | - | - | - | - | - |
| | JUMLAH VI | | | 67,922 | 42.47 | 6.91 | 45.00 | 94.38 | 51.91 | |
| VI | SERCIT | | | 67,922 | 42.47 | 6.91 | 45.00 | 94.38 | 51.91 | 1.00 |
| V | PROBOLO | | | 52,475 | 3.39 | 2.89 | 10.94 | 17.22 | 13.83 | 1.00 |
| IV | BENGAWAN SOLO | | | 44,108 | 105.31 | 5.30 | 4.70 | 115.31 | 8.06 | 1.00 |
| III | SELUNA | | | 84,326 | 78.42 | 7.25 | 23.12 | 108.79 | 38.81 | 1.00 |
| II | BODRI KUTHO | | | 49,503 | 1.16 | 8.40 | 6.34 | 15.90 | 11.22 | 1.00 |
| I | PEMALI COMAL | | | 114,227 | 2.01 | 11.31 | 20.20 | 33.52 | 86.97 | 0.39 |
| | JUMLAH SELURUHNYA | | | 412,561 | 232.77 | 42.06 | 110.30 | 385.12 | 210.81 | 1.00 |

| | | |
|---|-------------------------|---|
|  | Faktor K > 0.7 s/d 1.00 | -----> Aman |
|  | Faktor K = 0.5 s/d 0.7 | -----> Giliran (Potensi Rawan Kekeringan) |
|  | Faktor K = 0.3 s/d 0.5 | -----> Rawan Kekeringan |
|  | Faktor K < 0.3 | -----> Sangat Rawan Kekeringan |





PANTAUAN DEBIT PADA BENDUNG - BENDUNG

BALAI PSDA BENGAWAN SOLO

MINGGU ke III OKTOBER (Tgl. 17 OKTOBER s/d 23 OKTOBER 2023)

| No. | KAB/ KOTA | BENDUNG | SUNGAI | Sawah Irigasi (Ha) | Q Limpas (m ³ /dt). | Q INTAKE | | Q Sungai (m ³ /dt). | Q Keb (m ³ /dt). | Faktor K |
|-----------|------------------|---------------|---------------|--------------------|--------------------------------|-----------------------------|----------------------------|--------------------------------|-----------------------------|----------|
| | | | | | | Kanan (m ³ /dt). | Kiri (m ³ /dt). | | | |
| 1 | 2 | 3 | 4 | 5 | 6 | 7 | 8 | 9 | 10 | 11 |
| IV | BENGAWAN SOLO | | | | | | | | | |
| 1 | Sukoharjo cs (5) | Colo | Bengw Solo | 25,056 | 102.30 | - | - | 102.30 | 0.98 | 1.00 |
| 2 | Klaten | Jaban | Jebol | 1,191 | - | 0.92 | | 0.92 | 0.89 | 1.00 |
| 3 | Klaten | Ploso Wareng | Pusur | 1,100 | 0.72 | 0.89 | | 1.61 | 0.74 | 1.00 |
| 4 | Klaten | Walikan | Walikan | 325 | - | 0.03 | | 0.03 | 0.05 | 0.60 |
| 5 | Karanganyar | Pulo | Kendat | 60 | - | | 0.02 | 0.02 | 0.03 | 0.67 |
| 6 | Karanganyar | Lemah Bang II | Bangsri | 748 | - | | 0.07 | 0.07 | 0.09 | 0.78 |
| 7 | Karanganyar | Cangkring | samin' | 168 | - | - | | - | - | - |
| 8 | Karanganyar | Sidomakmur | Latak | 156 | - | - | 0.01 | 0.01 | - | - |
| 9 | Karanganyar | Braholo | Walikan | 192 | - | | 0.07 | 0.07 | 0.05 | 1.00 |
| 10 | Karanganyar | Nglasem | Walikan | 348 | - | | 0.03 | 0.03 | 0.05 | 0.60 |
| 11 | Karanganyar | Menggok | Naruan | 437 | - | 0.19 | | 0.19 | 0.19 | 1.00 |
| 12 | Wonogiri | Semanding | | 125 | - | - | | - | - | - |
| 13 | Karanganyar | Latung | Amblo | 138 | - | | 0.05 | 0.05 | 0.04 | 1.00 |
| 14 | Semarang | Parean | Serang | 653 | - | 0.49 | | 0.49 | 0.29 | 1.00 |
| 15 | Sragen | Bapang | Cemoro | 2,814 | - | | 0.46 | 0.46 | 0.06 | 1.00 |
| 16 | Boyolali | Kedung Boyo | Cemoro | 706 | - | 0.38 | | 0.38 | 0.13 | 1.00 |
| 17 | Semarang | Wonoto | Cemoro | 472 | - | | 0.30 | 0.30 | 0.17 | 1.00 |
| 18 | Semarang | Garat I | Cemoro | 113 | - | 0.11 | | 0.11 | 0.03 | 1.00 |
| 19 | Boyolali | Pager/Tlatar | Umbul Tlatar | 149 | 0.46 | 0.15 | | 0.61 | 0.04 | 1.00 |
| 20 | Klaten | Jumeneng | Gandul | 753 | - | 0.12 | 1.20 | 1.32 | 0.53 | 1.00 |
| 21 | Klaten | Nyaen | Gandul | 362 | - | 0.13 | 0.11 | 0.24 | 0.24 | 1.00 |
| 22 | Boyolali | Gunung maling | Larangan | 82 | 0.18 | 0.11 | | 0.29 | 0.07 | 1.00 |
| 23 | Boyolali | Baran | Tempel | 179 | 0.17 | | 0.28 | 0.45 | 0.14 | 1.00 |
| 24 | Klaten | Pundung | Gandul | 609 | 0.22 | 0.15 | 0.31 | 0.68 | 0.23 | 1.00 |
| 25 | Boyolali | Pakelan | Andong | 26 | 0.03 | | 0.34 | 0.37 | 0.02 | 1.00 |
| 26 | Boyolali | Gisik | Pepe | 301 | - | 0.33 | 0.20 | 0.53 | 0.26 | 1.00 |
| 27 | Karanganyar | Ngasem | Larangan | 153 | - | 0.02 | 0.05 | 0.07 | 0.07 | 1.00 |
| 28 | Boyolali | Tritis | Pepe | 450 | - | 0.45 | | 0.45 | 0.38 | 1.00 |
| 29 | Karanganyar | Mantren | Pepe | 112 | 0.89 | 0.16 | | 1.05 | 0.10 | 1.00 |
| 30 | Karanganyar | Brajan | Pepe | 137 | - | 0.28 | | 0.28 | 0.11 | 1.00 |
| 31 | Boyolali | Glodok | Legok | 82 | - | 0.02 | 0.08 | 0.10 | 0.05 | 1.00 |
| 32 | Boyolali | Majegan | Kali Larangan | 32 | 0.25 | | 0.12 | 0.37 | 0.03 | 1.00 |
| 33 | Sukoharjo | Trani | samin' | 1,896 | - | - | | - | 0.51 | - |
| 34 | Karanganyar | Dimoro | samin' | 525 | - | | 0.20 | 0.20 | 0.42 | 0.48 |
| 35 | Sragen | Bonggo | Kenatan | - | - | | 0.22 | 0.22 | - | - |
| 36 | Karanganyar | Sudangan | Sragen | 379 | 0.09 | 0.18 | | 0.27 | 0.18 | 1.00 |
| 37 | Karanganyar | Temantenan | Sragen | 215 | - | 0.07 | 0.08 | 0.15 | - | - |
| 38 | Karanganyar | Jetis | Sragen | 814 | - | | 0.18 | 0.18 | 0.51 | 0.35 |
| 39 | Karanganyar | Kepoh | Kenatan | 277 | - | 0.09 | | 0.09 | - | - |
| 40 | Karanganyar | Kasihani II | Jamplang | 61 | - | | 0.06 | 0.06 | - | - |
| 41 | Karanganyar | Bakdalem II | Poncol | 62 | - | 0.03 | | 0.03 | 0.04 | 0.75 |
| 42 | Karanganyar | Jetu | Siwaluh | 647 | - | - | | 0.01 | 0.34 | 0.03 |
| 43 | Karanganyar | Munggur | Jlamprang | 287 | - | | - | - | - | - |
| 44 | Karanganyar | Mindi | Umet | 32 | - | | - | - | - | - |
| 45 | Karanganyar | Kwangsan | Cebong | 286 | - | | - | - | - | - |
| 46 | Karanganyar | Seloromo | Selobalong | 23 | - | | 0.02 | 0.02 | - | - |
| 47 | Karanganyar | Blingi | Pelang | 12 | - | | 0.01 | 0.01 | - | - |
| 48 | Karanganyar | Srambang | Sawur | 126 | - | | 0.11 | 0.11 | - | - |
| 49 | Karanganyar | Sedayu | Sawur | 237 | - | | 0.11 | 0.11 | - | - |
| JUMLAH IV | | | | 44,108 | 105.31 | 5.30 | 4.70 | 115.31 | 8.06 | |

KETERANGAN

| | | |
|---|-------------------------|---|
|  | Faktor K > 0.7 s/d 1.00 | -----> Aman |
|  | Faktor K = 0.5 s/d 0.7 | -----> Giliran (Potensi Rawan Kekeringan) |
|  | Faktor K = 0.3 s/d 0.5 | -----> Rawan Kekeringan |
|  | Faktor K < 0.3 | -----> Sangat Rawan Kekeringan |

REKAP PANTAUAN DEBIT BENDUNG KONTROL POINT
 PER BALAI PSDA SE JAWA TENGAH
 MINGGU ke III OKTOBER (Tgl. 17 OKTOBER s/d 23 OKTOBER 2023)

| BALAI PSDA | Sawah Irigasi (Ha) | Jumlah Bendung | Q Sungai (m ³ /dt). | Q Kebutuhan (m ³ /dt). | Faktor K 0.7 s/d 1.00 | Faktor K 0.5 s/d 0.7 | Faktor K 0.3 s/d 0.5 | Faktor K < 0.3 | Bendung Kering |
|-------------------|--------------------------|-------------------|--------------------------------------|---|-----------------------------|-------------------------|----------------------------|-------------------|-------------------|
| PEMALI COMAL | 114,227 | 29 | 33.52 | 86.97 | 4 | - | 8 | 7 | 10 |
| BODRI KUTO | 49,503 | 18 | 15.90 | 11.22 | 13 | 1 | 1 | - | 3 |
| SERANG LUSI JUANA | 84,326 | 13 | 108.79 | 38.81 | 5 | 1 | 1 | - | 6 |
| BENGAWAN SOLO | 44,108 | 49 | 115.31 | 8.06 | 31 | - | 2 | 1 | 15 |
| PROBOLO | 52,475 | 18 | 17.22 | 13.83 | 11 | - | - | - | 7 |
| SERAYU CITANDUY | 67,922 | 18 | 94.38 | 51.91 | 14 | - | - | - | 4 |
| JUMLAH | 412,561 | 145 | 385.12 | 210.81 | 78 | 2 | 12 | 8 | 45 |

