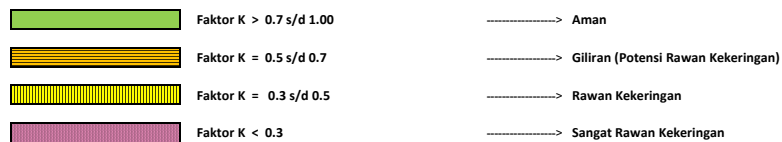


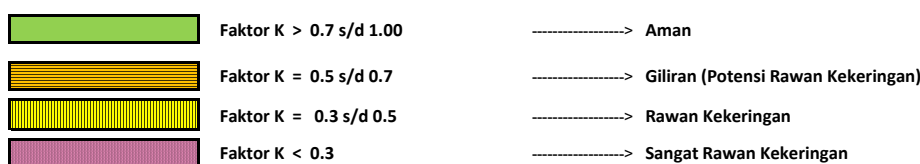
**PANTAUAN DEBIT PADA BENDUNG - BENDUNG
BALAI PSDA PEMALI COMAL, BALAI PSDA BODRI KUTO DAN BALAI PSDA SERANG LUSI JUANA
MINGGU ke III FEBRUARI (Tgl. 13 FEBRUARI s/d 19 FEBRUARI 2024)**

| No. | KABUPATEN/KOTA | BENDUNG/DI | Sungai | Sawah Irigasi (Ha) | Q Limpas (m ³ /dt). | Q INTAKE | | Q Sungai (m ³ /dt). | Q Kebutuhan (m ³ /dt). | Faktor K |
|-----------------------|---------------------|---------------------|------------------|--------------------------|--------------------------------------|--------------------------------|-------------------------------|--------------------------------------|---|-------------|
| | | | | | | Kanan (m ³ /dt). | Kiri (m ³ /dt). | | | |
| 1 | 2 | 3 | | 4 | 5 | 6 | 7 | 8=5+6+7 | 9 | 10 |
| I PEMALI COMAL | | | | | | | | | | |
| 16 | Kab/Kota Pekalongan | Asem Siketek | Kupang | 500 | 12.76 | | 0.45 | 13.21 | 0.50 | 1.00 |
| 17 | Pekalongan | Tapak Menjangan | Welo | 1,330 | 4.41 | 1.77 | | 6.18 | 1.44 | 1.00 |
| 18 | Pekalongan | Padurekso | Sengkarang | 2,388 | 34.91 | | 3.60 | 38.51 | 2.40 | 1.00 |
| 19 | Pekalongan | Sudikampir | Boro | 1,521 | 1.03 | | 1.59 | 2.62 | 1.51 | 1.00 |
| 20 | Pemalang | Mejagung | Comal | 2,525 | 3.64 | 7.95 | 0.05 | 11.63 | 2.00 | 1.00 |
| 21 | Tegal | Pesayangan | Gung | 1,870 | 20.45 | 0.55 | 0.18 | 21.18 | 1.80 | 1.00 |
| 22 | Tegal | Sidapura | Kemiri | 600 | 1.31 | | 0.76 | 2.07 | 0.60 | 1.00 |
| 23 | Kota Tegal | Gangsa/G. Lumingser | Gangsa | | 1.24 | 0.89 | | 2.13 | 0.75 | 1.00 |
| 24 | Tegal Brebes | Parakan Kidang | Gintung | 1,704 | - | 1.21 | | 1.21 | 1.70 | 0.71 |
| 25 | Tegal Brebes | Gondang | Gondang | 824 | - | 0.56 | | 0.56 | 0.80 | 0.70 |
| 26 | Tegal Brebes | Lenggor | Pagerwangi | 290 | 1.16 | 0.31 | | 1.47 | 0.20 | 1.00 |
| 27 | Tegal Brebes | Karanganyar | Pagerayu | 210 | 1.72 | 0.32 | | 2.04 | 0.20 | 1.00 |
| 28 | Kab.Tegal & Brebes | Beji | Krupuk | 236 | 0.58 | 0.10 | | 0.68 | 0.24 | 1.00 |
| 29 | Kab. Brebes | Kemaron | Erang | 1,026 | 2.98 | | 0.37 | 3.35 | 1.03 | 1.00 |
| JUMLAH I | | | | 114,227 | 352.02 | 54.35 | 55.02 | 461.39 | 119.00 | |
| II BODRI KUTO | | | | | | | | | | |
| 1 | Batang | Kedungasem | Kuto | 4,353 | 33.80 | - | 4.60 | 38.40 | 2.15 | 1.00 |
| 2 | Kendal | Juwero | Bodri | 8,861 | 45.12 | 2.42 | 4.77 | 52.31 | 3.31 | 1.00 |
| 3 | | Sojomerto | Blukar | 1,108 | 4.89 | 0.37 | 1.19 | 6.45 | 0.26 | 1.00 |
| 4 | | Kedung Pengilon | Blorong | 2,492 | 8.96 | 2.26 | 1.19 | 12.41 | 1.89 | 1.00 |
| 5 | Kota Semarang | Plumbon | Plumbon | 464 | 1.25 | | 0.30 | 1.55 | 0.37 | 1.00 |
| 6 | | Pucang Gading | Babon | 1,060 | 2.20 | 0.96 | 0.08 | 3.24 | 0.74 | 1.00 |
| 7 | Grobogan | Jragung | Jragung | 4,053 | 10.42 | | 1.05 | 11.47 | 2.82 | 1.00 |
| 8 | | Glapan | Tuntang | 18,740 | 46.33 | 2.49 | 2.17 | 50.99 | 3.02 | 1.00 |
| 9 | Semarang | Senjoyo (Ajiawur) | Senjoyo | 2,235 | 0.03 | 0.80 | | 0.83 | 1.37 | 0.61 |
| 10 | | Isep - isep | Senjoyo | 40 | 0.33 | | 0.06 | 0.40 | 0.02 | 1.00 |
| 11 | | Padas klorot | Sigading | 701 | 0.70 | 0.65 | | 1.35 | 0.46 | 1.00 |
| 12 | | Rejoso | Sigading | 560 | 0.27 | 0.46 | | 0.73 | 0.33 | 1.00 |
| 13 | | Sidopangus | Pangus | 719 | 0.36 | | - | 0.36 | 0.81 | 0.45 |
| 14 | Salatiga | Sucen | Senjoyo | 596 | 1.59 | | 0.52 | 2.12 | 0.29 | 1.00 |
| 15 | | Aji Getas | Senjoyo | 119 | 0.10 | | 0.11 | 0.21 | 0.13 | 1.00 |
| 16 | | Sinongko | Nongko | 70 | 0.82 | | 0.03 | 0.86 | 0.04 | 1.00 |
| 17 | Demak | Guntur | KB.1 | 2,036 | - | - | - | - | 0.81 | 1.00 |
| 18 | | Barang | Dolog | 1,296 | 1.58 | 0.23 | 0.01 | 1.81 | 0.90 | 1.00 |
| JUMLAH II | | | | 49,503 | 158.76 | 10.63 | 16.07 | 185.47 | 19.73 | |
| III SELUNA | | | | | | | | | | |
| 1 | Jepara | Bakalan | Bakalan | 1,379 | 9.427 | - | - | 9.43 | - | 1.00 |
| 2 | | Medani | Gelis | 989 | 5.740 | 0.730 | | 6.47 | 0.715 | 1.00 |
| 3 | Grobogan | Dumpil | Lusi | 9,818 | 17.714 | 1.214 | 2.000 | 20.93 | 3.196 | 1.00 |
| 4 | Rembang | Kedungsapen | Randugunting | 1,590 | 1.505 | 0.261 | | 1.77 | 0.256 | 1.00 |
| 5 | Kudus | Kramat | Kramat | 163 | - | 0.054 | 0.057 | 0.11 | 0.098 | 1.00 |
| 6 | Blora | Kedungwaru | Kedungwaru | 1,302 | 0.394 | 0.468 | 0.520 | 1.38 | 0.971 | 1.00 |
| 7 | Kudus | Logung | Logung | 2,805 | - | - | - | - | - | 1.00 |
| 8 | | Siwayut | Siwayut | 683 | 0.584 | | 0.392 | 0.98 | 0.36 | 1.00 |
| 9 | Pati | Widodaren | Widodaren | 2,617 | 0.407 | 0.096 | 0.008 | 0.51 | 0.102 | 1.00 |
| 10 | | Sentul | Sentul | 1,536 | 0.468 | 0.016 | 0.015 | 0.50 | 0.025 | 1.00 |
| 11 | Grobogan | Sidorejo+Lanang | Serang | 7,938 | 0.957 | | 0.786 | 1.74 | 0.773 | 1.00 |
| 12 | | Sedadi | Serang | 16,055 | 14.714 | | 4.643 | 19.36 | 4.621 | 1.00 |
| 13 | | Klambu | Serang / K. Lusi | 37,451 | 232.857 | 15.942 | - | 248.80 | 15.914 | 1.00 |
| JUMLAH III | | | | 84,326 | 284.77 | 18.78 | 8.42 | 311.97 | 27.03 | |



PANTAUAN DEBIT PADA BENDUNG - BENDUNG
BALAI PSDA PROGO BOGOWONTO LUK ULO DAN BALAI PSDA SERAYU CITANDUY
MINGGU ke III FEBRUARI (Tgl. 13 FEBRUARI s/d 19 FEBRUARI 2024)

| No. | KAB / KOTA | BENDUNG | Sungai | Sawah Irigasi (Ha) | Q Limpas (m ³ /dt). | Q INTAKE | | Q Sungai (m ³ /dt). | Q Keb (m ³ /dt). | Faktor K |
|------------|---------------------------|------------------|------------|--------------------|--------------------------------|-----------------------------|----------------------------|--------------------------------|-----------------------------|----------|
| | | | | | | Kanan (m ³ /dt). | Kiri (m ³ /dt). | | | |
| 1 | 2 | 3 | 4 | 5 | 5 | 6 | 7 | 8=5+6+7 | 9 | 10 |
| V | PROBOLO | | | | | | | | | |
| 1 | Magelang | Tangsi | tangsi | 1,448 | 1.73 | 2.72 | | 4.45 | 2.72 | 1.00 |
| 2 | Purworejo | Pekatingan | Butuh | 1,227 | 0.17 | 0.36 | 0.28 | 0.81 | 0.64 | 1.00 |
| 3 | Purworejo | Kedung Putri | Bogowonto | 4,341 | 15.56 | 6.28 | | 21.84 | 6.28 | 1.00 |
| 4 | Purworejo | Boro | Bogowonto | 5,136 | 1.29 | 6.04 | | 7.33 | 6.04 | 1.00 |
| 5 | Kebumen | Pringtutul | Pringtutul | 436 | 0.07 | 0.12 | 0.25 | 0.44 | 0.37 | 1.00 |
| 6 | Kebumen | Karag I | Karag | 67 | 0.04 | | 0.06 | 0.10 | 0.06 | 1.00 |
| 7 | Kebumen | Karag II | Karag | 57 | 0.04 | | 0.06 | 0.10 | 0.06 | 1.00 |
| 8 | Kebumen | Siragas | Pringtutul | 48 | - | 0.05 | 0.05 | 0.10 | 0.10 | 1.00 |
| 9 | Kebumen | Kedung Gabel | Pringtutul | 264 | - | 0.07 | 0.08 | 0.15 | 0.15 | 1.00 |
| 10 | Kebumen | Watubarut | Kemit | 1,607 | - | 0.86 | | 0.86 | 0.86 | 1.00 |
| 11 | Kebumen | Pejengkolan SIWT | Bedegolan | 10,500 | - | | 3.24 | 3.24 | 3.24 | 1.00 |
| 12 | Kebumen | Pejengkolan SIWB | Bedegolan | 12,499 | - | 3.17 | | 3.17 | 3.17 | 1.00 |
| 13 | Kebumen | Bedegolan | Badegolan | 8,295 | - | 4.56 | | 4.56 | 4.56 | 1.00 |
| 14 | Wonosobo | Pingit | Serayu | 271 | - | 0.73 | | 0.73 | 0.73 | 1.00 |
| 15 | Temanggung | Catgawen IV | Datar | 1,049 | - | 0.41 | | 0.41 | 0.41 | 1.00 |
| 16 | Temanggung | Galeh | Galeh | 1,093 | 0.10 | 1.16 | | 1.25 | 1.16 | 1.00 |
| 17 | Temanggung | Badran | Progo | 3,633 | - | | 4.33 | 4.33 | 4.33 | 1.00 |
| 18 | Temanggung | Soropadan | Elo | 504 | 2.01 | 0.70 | | 2.71 | 0.70 | 1.00 |
| | JUMLAH V | | | 52,475 | 21.01 | 27.23 | 8.35 | 56.58 | 35.58 | |
| VI | SERAYU CITANDUY | | | | | | | | | |
| 1 | Banjarnegara | Banjarcayana | Serayu | 5,001 | 35.00 | 9.00 | | 44.00 | 9.00 | 1.00 |
| 2 | Banyumas | Tajum | Tipar | 3,200 | 15.38 | 2.00 | 0.09 | 17.47 | 2.09 | 1.00 |
| 3 | Banjarnegara | Singomerto | Serayu | 5,863 | 38.19 | | 12.00 | 50.19 | 12.00 | 1.00 |
| 4 | Banyumas | Serayu | Serayu | 20,795 | 323.13 | | 27.96 | 351.09 | 27.96 | 1.00 |
| 5 | Cilacap | Manganti | Citanduy | 22,417 | 453.87 | 0.64 | 4.47 | 458.98 | 5.11 | 1.00 |
| 6 | Banyumas | Banjaran | Banjaran | 1,406 | 0.92 | | 1.41 | 2.33 | 1.41 | 1.00 |
| 7 | Banyumas | Andongbang | Prukut | 1,204 | 0.37 | 0.84 | | 1.21 | 0.84 | 1.00 |
| 8 | Banyumas | Arca | Pelus | 1,215 | 3.04 | 0.74 | 1.88 | 5.66 | 2.62 | 1.00 |
| 9 | Purbalingga | Krenceng | Kuncup | 1,375 | 51.44 | 2.62 | | 54.05 | 2.62 | 1.00 |
| 10 | Purbalingga | Pribadi | Jompo | 102 | 0.26 | 0.10 | 0.14 | 0.51 | 0.25 | 1.00 |
| 11 | Purbalingga | Dwi Cupaksari | Jompo | 100 | 0.51 | | 0.34 | 0.86 | 0.34 | 1.00 |
| 12 | Purbalingga | Bodag | Borag | 57 | 0.05 | | 0.09 | 0.14 | 0.09 | 1.00 |
| 13 | Banyumas | Kebasen | Serayu | 651 | 323.13 | | 0.32 | 323.45 | 0.32 | 1.00 |
| 14 | Cilacap | Cijalu | Cijalu | 1,368 | 3.61 | 0.87 | 0.78 | 5.26 | 1.64 | 1.00 |
| 15 | Banjarnegara | Kalisapi | Kalisapi | 1,119 | 6.89 | | 2.03 | 8.92 | 2.03 | 1.00 |
| 16 | Banyumas | Piasa | Piasa | 439 | - | 0.10 | 0.14 | 0.23 | 0.23 | 1.00 |
| 17 | Cilacap | Cieleumeuh | Cilemeuh | 1,390 | 0.68 | 0.17 | - | 0.85 | 0.17 | 1.00 |
| 18 | Banyumas | Buniayu | Ijo | 220 | - | 0.05 | 0.07 | 0.12 | 0.12 | 1.00 |
| | JUMLAH VI | | | 67,922 | 1,256.49 | 17.13 | 51.71 | 1,325.32 | 68.84 | |
| VI | SERCIT | | | 67,922 | 1,256.49 | 17.13 | 51.71 | 1,325.32 | 68.84 | 1.00 |
| V | PROBOLO | | | 52,475 | 21.01 | 27.23 | 8.35 | 56.58 | 35.58 | 1.00 |
| IV | BENGAWAN SOLO | | | 44,108 | 140.01 | 25.02 | 18.87 | 183.90 | 13.08 | 1.00 |
| III | SELUNA | | | 84,326 | 284.77 | 18.78 | 8.42 | 311.97 | 27.03 | 1.00 |
| II | BODRI KUTHO | | | 49,503 | 158.76 | 10.63 | 16.07 | 185.47 | 19.73 | 1.00 |
| I | PEMALI COMAL | | | 114,227 | 352.02 | 54.35 | 55.02 | 461.39 | 119.00 | 1.00 |
| | JUMLAH SELURUHNAYA | | | 412,561 | 2,213.05 | 153.13 | 158.45 | 2,524.62 | 283.25 | 1.00 |







PANTAUAN DEBIT PADA BENDUNG - BENDUNG

BALAI PSDA BENGAWAN SOLO

MINGGU ke III FEBRUARI (Tgl. 13 FEBRUARI s/d 19 FEBRUARI 2024)

| No. | KAB/ KOTA | BENDUNG | SUNGAI | Sawah Irigasi (Ha) | Q Limpas (m ³ /dt). | Q INTAKE | | Q Sungai (m ³ /dt). | Q Keb (m ³ /dt). | Faktor K |
|------------------|----------------------|-------------|------------|--------------------|--------------------------------|-----------------------------|----------------------------|--------------------------------|-----------------------------|----------|
| | | | | | | Kanan (m ³ /dt). | Kiri (m ³ /dt). | | | |
| 1 | 2 | 3 | 4 | 5 | 6 | 7 | 8 | 9 | 10 | 11 |
| IV | BENGAWAN SOLO | | | | | | | | | |
| 35 | Sragen | Bonggo | Kenatan | - | 3.61 | | 1.42 | 5.03 | 1.32 | 1.00 |
| 36 | Karanganyar | Sudangan | Sragen | 379 | 0.57 | 0.33 | | 0.90 | 0.32 | 1.00 |
| 37 | Karanganyar | Temantenan | Sragen | 215 | 1.21 | 0.09 | 0.11 | 1.41 | 0.18 | 1.00 |
| 38 | Karanganyar | Jetis | Sragen | 814 | 0.90 | | 0.66 | 1.56 | 0.67 | 1.00 |
| 39 | Karanganyar | Kepoh | Kenatan | 277 | 0.67 | 0.31 | | 0.98 | 0.24 | 1.00 |
| 40 | Karanganyar | Kasihani II | Jamplang | 61 | 0.60 | | 0.12 | 0.72 | 0.05 | 1.00 |
| 41 | Karanganyar | Bakdalem II | Poncol | 62 | 0.01 | 0.07 | | 0.08 | 0.02 | 1.00 |
| 42 | Karanganyar | Jetu | Siwaluh | 647 | 0.49 | - | | 1.56 | 0.55 | 1.00 |
| 43 | Karanganyar | Munggur | Jlamprang | 287 | 0.20 | | 0.31 | 0.51 | 0.23 | 1.00 |
| 44 | Karanganyar | Mindi | Umet | 32 | - | | 0.02 | 0.02 | 0.02 | 1.00 |
| 45 | Karanganyar | Kwangsan | Cebong | 286 | - | | 0.10 | 0.10 | 0.14 | 0.71 |
| 46 | Karanganyar | Seloromo | Selobalong | 23 | - | | 0.03 | 0.03 | 0.02 | 1.00 |
| 47 | Karanganyar | Blingi | Pelang | 12 | - | | 0.02 | 0.02 | 0.01 | 1.00 |
| 48 | Karanganyar | Srambang | Sawur | 126 | - | | 0.13 | 0.13 | 0.11 | 1.00 |
| 49 | Karanganyar | Sedayu | Sawur | 237 | - | | 0.11 | 0.11 | 0.14 | 0.79 |
| JUMLAH IV | | | | 44,108 | 140.01 | 25.02 | 18.87 | 183.90 | 13.08 | |

KETERANGAN

| | | |
|---|-------------------------|---|
|  | Faktor K > 0.7 s/d 1.00 | -----> Aman |
|  | Faktor K = 0.5 s/d 0.7 | -----> Giliran (Potensi Rawan Kekeringan) |
|  | Faktor K = 0.3 s/d 0.5 | -----> Rawan Kekeringan |
|  | Faktor K < 0.3 | -----> Sangat Rawan Kekeringan |

REKAP PANTAUAN DEBIT BENDUNG KONTROL POINT
 PER BALAI PSDA SE JAWA TENGAH
 MINGGU ke III FEBRUARI (Tgl. 13 FEBRUARI s/d 19 FEBRUARI 2024)

| BALAI PSDA | Sawah Irigasi (Ha) | Jumlah Bendung | Q Sungai (m ³ /dt). | Q Kebutuhan (m ³ /dt). | Faktor K 0.7 s/d 1.00 | Faktor K 0.5 s/d 0.7 | Faktor K 0.3 s/d 0.5 | Faktor K < 0.3 | Bendung Kering |
|-------------------|--------------------------|-------------------|--------------------------------------|---|-----------------------------|-------------------------|----------------------------|-------------------|-------------------|
| PEMALI COMAL | 114,227 | 29 | 461.39 | 119.00 | 28 | 1 | - | - | - |
| BODRI KUTO | 49,503 | 18 | 185.47 | 19.73 | 16 | 1 | 1 | - | - |
| SERANG LUSI JUANA | 84,326 | 13 | 311.97 | 27.03 | 13 | - | - | - | - |
| BENGAWAN SOLO | 44,108 | 49 | 183.90 | 13.08 | 48 | 1 | - | - | - |
| PROBOLO | 52,475 | 18 | 56.58 | 35.58 | 18 | - | - | - | - |
| SERAYU CITANDUY | 67,922 | 18 | 1,325.32 | 68.84 | 18 | - | - | - | - |
| JUMLAH | 412,561 | 145 | 2,524.62 | 283.25 | 141 | 3 | 1 | - | - |

