





**PANTAUAN DEBIT PADA BENDUNG - BENDUNG
BALAI PSDA PEMALI COMAL, BALAI PSDA BODRI KUTO DAN BALAI PSDA SERANG LUSI JUANA
MINGGU ke IV JUNI (Tgl. 25 JUNI s/d 1 JULI 2024)**

| No. | KABUPATEN/KOTA | BENDUNG/DI | Sungai | Sawah Irigasi (Ha) | Q Limpas (m ³ /dt). | Q INTAKE | | Q Sungai (m ³ /dt). | Q Kebutuhan (m ³ /dt). | Faktor K |
|-----------------------|---------------------|---------------------|------------------|--------------------|--------------------------------|-----------------------------|----------------------------|--------------------------------|-----------------------------------|----------|
| | | | | | | Kanan (m ³ /dt). | Kiri (m ³ /dt). | | | |
| 1 | 2 | 3 | | 4 | 5 | 6 | 7 | 8=5+6+7 | 9 | 10 |
| I PEMALI COMAL | | | | | | | | | | |
| 16 | Kab/Kota Pekalongan | Asem Siketek | Kupang | 500 | 1.59 | | 0.45 | 2.04 | 0.50 | 1.00 |
| 17 | Pekalongan | Tapak Menjangan | Welo | 1,330 | - | 1.77 | | 1.77 | 1.44 | 1.00 |
| 18 | Pekalongan | Padurekso | Sengkarang | 2,388 | - | | 3.02 | 3.02 | 2.40 | 1.00 |
| 19 | Pekalongan | Sudikampir | Boro | 1,521 | - | | 1.59 | 1.59 | 1.51 | 1.00 |
| 20 | Pemalang | Mejagong | Comal | 2,525 | - | 8.27 | 0.05 | 8.32 | 2.00 | 1.00 |
| 21 | Tegal | Pesayangan | Gung | 1,870 | 12.34 | 0.61 | 0.64 | 13.59 | 1.80 | 1.00 |
| 22 | Tegal | Sidapura | Kemiri | 600 | 1.31 | | 0.76 | 2.07 | 0.60 | 1.00 |
| 23 | Kota Tegal | Gangsa/G. Lumingser | Gangsa | | 1.24 | 1.48 | | 2.72 | 0.75 | 1.00 |
| 24 | Tegal Brebes | Parakan Kidang | Gintung | 1,704 | - | 0.89 | | 0.89 | 1.70 | 0.52 |
| 25 | Tegal Brebes | Gondang | Gondang | 824 | - | 0.35 | | 0.35 | 0.70 | 0.50 |
| 26 | Tegal Brebes | Lenggor | Pagerwangi | 290 | 0.41 | 0.28 | | 0.69 | 0.30 | 1.00 |
| 27 | Tegal Brebes | Karanganyar | Pagerayu | 210 | 0.34 | 0.31 | | 0.65 | 0.20 | 1.00 |
| 28 | Kab.Tegal & Brebes | Beji | Krupuk | 236 | 0.48 | 0.06 | | 0.54 | 0.24 | 1.00 |
| 29 | Kab. Brebes | Kemaron | Erang | 1,026 | 0.37 | | 0.37 | 0.74 | 1.03 | 0.72 |
| JUMLAH I | | | | 114,227 | 77.24 | 49.12 | 57.53 | 183.89 | 118.82 | |
| II BODRI KUTO | | | | | | | | | | |
| 1 | Batang | Kedungasem | Kuto | 4,353 | 16.92 | - | 4.60 | 21.52 | 1.09 | 1.00 |
| 2 | Kendal | Juwero | Bodri | 8,861 | 2.41 | 6.48 | 4.97 | 13.86 | 1.47 | 1.00 |
| 3 | | Sojomerto | Blukar | 1,108 | - | 0.51 | 1.41 | 1.92 | 0.25 | 1.00 |
| 4 | | Kedung Pengilon | Blorong | 2,492 | 1.35 | 2.26 | 1.19 | 4.80 | 1.45 | 1.00 |
| 5 | Kota Semarang | Plumbon | Plumbon | 464 | 0.39 | | 0.30 | 0.69 | 0.39 | 1.00 |
| 6 | | Pucang Gading | Babon | 1,060 | 0.35 | 0.84 | 0.08 | 1.26 | 0.74 | 1.00 |
| 7 | Grobogan | Jragung | Jragung | 4,053 | - | | 2.03 | 2.03 | 2.82 | 0.72 |
| 8 | | Glapan | Tuntang | 18,740 | - | 7.02 | 6.93 | 13.95 | 3.02 | 1.00 |
| 9 | Semarang | Senjoyo (Ajiawur) | Senjoyo | 2,235 | 0.07 | 0.86 | | 0.92 | 0.96 | 0.96 |
| 10 | | Isep - isep | Senjoyo | 40 | 0.21 | | 0.07 | 0.28 | 0.01 | 1.00 |
| 11 | | Padas klorot | Sigading | 701 | 1.43 | 0.65 | | 2.08 | 0.36 | 1.00 |
| 12 | | Rejoso | Sigading | 560 | 0.27 | 0.53 | | 0.80 | 0.08 | 1.00 |
| 13 | | Sidopangus | Pangus | 719 | 0.36 | | 0.23 | 0.59 | 0.18 | 1.00 |
| 14 | Salatiga | Sucen | Senjoyo | 596 | 0.53 | | 0.40 | 0.93 | 0.20 | 1.00 |
| 15 | | Aji Getas | Senjoyo | 119 | - | | 0.11 | 0.11 | 0.03 | 1.00 |
| 16 | | Sinongko | Nongko | 70 | 0.82 | | 0.03 | 0.86 | 0.01 | 1.00 |
| 17 | Demak | Guntur | KB.1 | 2,036 | - | 0.22 | 0.32 | 0.54 | 0.81 | 0.67 |
| 18 | | Barang | Dolog | 1,296 | - | 0.11 | - | 0.11 | 0.44 | 0.25 |
| JUMLAH II | | | | 49,503 | 25.12 | 19.46 | 22.68 | 67.25 | 14.31 | |
| III SELUNA | | | | | | | | | | |
| 1 | Jepara | Bakalan | Bakalan | 1,379 | - | 0.144 | 0.222 | 0.37 | 0.358 | 1.00 |
| 2 | | Medani | Gelis | 989 | 5.740 | 0.730 | | 6.47 | 0.725 | 1.00 |
| 3 | Grobogan | Dumpil | Lusi | 9,818 | - | - | - | - | - | 1.00 |
| 4 | Rembang | Kedungsapen | Randugunting | 1,590 | - | - | | - | - | 1.00 |
| 5 | Kudus | Kramat | Kramat | 163 | - | 0.027 | 0.018 | 0.05 | 0.042 | 1.00 |
| 6 | Blora | Kedungwaru | Kedungwaru | 1,302 | 0.183 | - | - | 0.18 | - | 1.00 |
| 7 | Kudus | Logung | Logung | 2,805 | - | 0.539 | 1.272 | 1.81 | 1.80 | 1.00 |
| 8 | | Siwayut | Siwayut | 683 | - | | 0.187 | 0.19 | 0.18 | 1.00 |
| 9 | Pati | Widodaren | Widodaren | 2,617 | - | - | - | - | - | 1.00 |
| 10 | | Sentul | Sentul | 1,536 | - | - | - | - | - | 1.00 |
| 11 | Grobogan | Sidorejo+Lanang | Serang | 7,938 | 29.447 | | 2.004 | 31.45 | 2.000 | 1.00 |
| 12 | | Sedadi | Serang | 16,055 | 35.571 | | 3.346 | 38.92 | 3.352 | 1.00 |
| 13 | | Klambu | Serang / K. Lusi | 37,451 | - | 8.703 | 12.352 | 21.06 | 21.000 | 1.00 |
| JUMLAH III | | | | 84,326 | 70.94 | 10.14 | 19.40 | 100.49 | 29.46 | |

| | | |
|---|-------------------------|---|
|  | Faktor K > 0.7 s/d 1.00 | -----> Aman |
|  | Faktor K = 0.5 s/d 0.7 | -----> Giliran (Potensi Rawan Kekeringan) |
|  | Faktor K = 0.3 s/d 0.5 | -----> Rawan Kekeringan |
|  | Faktor K < 0.3 | -----> Sangat Rawan Kekeringan |

PANTAUAN DEBIT PADA BENDUNG - BENDUNG
BALAI PSDA PROGO BOGOWONTO LUK ULO DAN BALAI PSDA SERAYU CITANDUY
MINGGU ke IV JUNI (Tgl. 25 JUNI s/d 1 JULI 2024)





| No. | KAB / KOTA | BENDUNG | Sungai | Sawah Irigasi (Ha) | Q Limpas (m ³ /dt). | Q INTAKE | | Q Sungai (m ³ /dt). | Q Keb (m ³ /dt). | Faktor K |
|------------|--------------------------|------------------|------------|--------------------------|--------------------------------------|--------------------------------|-------------------------------|--------------------------------------|-----------------------------------|-------------|
| | | | | | | Kanan (m ³ /dt). | Kiri (m ³ /dt). | | | |
| 1 | 2 | 3 | 4 | 5 | 5 | 6 | 7 | 8=5+6+7 | 9 | 10 |
| V | PROBOLO | | | | | | | | | |
| 1 | Magelang | Tangsi | tangsi | 1,448 | - | 1.27 | | 1.27 | 1.27 | 1.00 |
| 2 | Purworejo | Pekatingan | Butuh | 1,227 | - | 0.55 | 0.28 | 0.83 | 0.83 | 1.00 |
| 3 | Purworejo | Kedung Putri | Bogowonto | 4,341 | 2.33 | 5.31 | | 7.64 | 5.31 | 1.00 |
| 4 | Purworejo | Boro | Bogowonto | 5,136 | - | 2.20 | | 2.20 | 2.20 | 1.00 |
| 5 | Kebumen | Pringtutul | Pringtutul | 436 | - | 0.08 | 0.60 | 0.68 | 0.68 | 1.00 |
| 6 | Kebumen | Karag I | Karag | 67 | - | | 0.05 | 0.05 | 0.05 | 1.00 |
| 7 | Kebumen | Karag II | Karag | 57 | - | | 0.50 | 0.50 | 0.50 | 1.00 |
| 8 | Kebumen | Siragas | Pringtutul | 48 | - | 0.02 | 0.05 | 0.07 | 0.07 | 1.00 |
| 9 | Kebumen | Kedung Gabel | Pringtutul | 264 | - | 0.06 | 0.07 | 0.13 | 0.13 | 1.00 |
| 10 | Kebumen | Watubarut | Kemit | 1,607 | - | 0.12 | | 0.12 | 0.12 | 1.00 |
| 11 | Kebumen | Pejengkolan SIWT | Bedegolan | 10,500 | - | | 6.06 | 6.06 | 6.06 | 1.00 |
| 12 | Kebumen | Pejengkolan SIWB | Bedegolan | 12,499 | - | 9.43 | | 9.43 | 9.43 | 1.00 |
| 13 | Kebumen | Bedegolan | Badegolan | 8,295 | - | 6.00 | | 6.00 | 6.00 | 1.00 |
| 14 | Wonosobo | Pingit | Serayu | 271 | - | 0.35 | | 0.35 | 0.35 | 1.00 |
| 15 | Temanggung | Catgawen IV | Datar | 1,049 | - | 0.37 | | 0.37 | 0.37 | 1.00 |
| 16 | Temanggung | Galeh | Galeh | 1,093 | - | 0.92 | | 0.92 | 0.92 | 1.00 |
| 17 | Temanggung | Badran | Progo | 3,633 | 3.29 | | 4.60 | 7.89 | 4.60 | 1.00 |
| 18 | Temanggung | Soropadan | Elo | 504 | 0.40 | 0.70 | | 1.10 | 0.70 | 1.00 |
| | JUMLAH V | | | 52,475 | 6.02 | 27.38 | 12.21 | 45.60 | 39.58 | |
| VI | SERAYU CITANDUY | | | | | | | | | |
| 1 | Banjarnegara | Banjarcayana | Serayu | 5,001 | - | 11.00 | | 11.00 | 11.00 | 1.00 |
| 2 | Banyumas | Tajum | Tipar | 3,200 | 6.50 | 4.50 | 0.09 | 11.09 | 4.59 | 1.00 |
| 3 | Banjarnegara | Singomerto | Serayu | 5,863 | | | | - | - | 1.00 |
| 4 | Banyumas | Serayu | Serayu | 20,795 | 226.00 | | 26.07 | 252.07 | 26.07 | 1.00 |
| 5 | Cilacap | Manganti | Citanduy | 22,417 | 33.64 | 6.86 | 18.71 | 59.21 | 25.57 | 1.00 |
| 6 | Banyumas | Banjaran | Banjaran | 1,406 | 0.66 | | 1.68 | 2.34 | 1.68 | 1.00 |
| 7 | Banyumas | Andongbang | Prukut | 1,204 | 0.90 | 0.84 | | 1.74 | 0.84 | 1.00 |
| 8 | Banyumas | Arca | Pelus | 1,215 | 1.97 | 0.66 | 1.61 | 4.24 | 2.26 | 1.00 |
| 9 | Purbalingga | Krenceng | Kuncup | 1,375 | 33.78 | 2.62 | | 36.40 | 2.62 | 1.00 |
| 10 | Purbalingga | Pribadi | Jompo | 102 | 0.26 | 0.10 | 0.22 | 0.58 | 0.32 | 1.00 |
| 11 | Purbalingga | Dwi Cupaksari | Jompo | 100 | 0.51 | | 0.44 | 0.95 | 0.44 | 1.00 |
| 12 | Purbalingga | Bodag | Borag | 57 | 0.05 | | 0.10 | 0.15 | 0.10 | 1.00 |
| 13 | Banyumas | Kebasen | Serayu | 651 | 226.00 | | 0.48 | 226.48 | 0.48 | 1.00 |
| 14 | Cilacap | Cijalu | Cijalu | 1,368 | 0.83 | 1.59 | 1.43 | 3.85 | 3.02 | 1.00 |
| 15 | Banjarnegara | Kalisapi | Kalisapi | 1,119 | 1.31 | | 2.49 | 3.80 | 2.49 | 1.00 |
| 16 | Banyumas | Piasa | Piasa | 439 | - | 0.09 | 0.12 | 0.21 | 0.21 | 1.00 |
| 17 | Cilacap | Cieleumeuh | Cilemeuh | 1,390 | - | 0.17 | 1.30 | 1.47 | 1.47 | 1.00 |
| 18 | Banyumas | Buniayu | ljo | 220 | - | - | - | - | - | 1.00 |
| | JUMLAH VI | | | 67,922 | 532.42 | 28.42 | 54.73 | 615.56 | 83.15 | |
| VI | SERCIT | | | 67,922 | 532.42 | 28.42 | 54.73 | 615.56 | 83.15 | 1.00 |
| V | PROBOLO | | | 52,475 | 6.02 | 27.38 | 12.21 | 45.60 | 39.58 | 1.00 |
| IV | BENGAWAN SOLO | | | 45,919 | 117.20 | 21.67 | 11.95 | 150.82 | 12.32 | 1.00 |
| III | SELUNA | | | 84,326 | 70.94 | 10.14 | 19.40 | 100.49 | 29.46 | 1.00 |
| II | BODRI KUTHO | | | 49,503 | 25.12 | 19.46 | 22.68 | 67.25 | 14.31 | 1.00 |
| I | PEMALI COMAL | | | 114,227 | 77.24 | 49.12 | 57.53 | 183.89 | 118.82 | 1.00 |
| | JUMLAH SELURUHNYA | | | 414,372 | 828.93 | 156.19 | 178.49 | 1,163.61 | 297.64 | 1.00 |

| | | |
|---|-------------------------|---|
|  | Faktor K > 0.7 s/d 1.00 | -----> Aman |
|  | Faktor K = 0.5 s/d 0.7 | -----> Giliran (Potensi Rawan Kekeringan) |
|  | Faktor K = 0.3 s/d 0.5 | -----> Rawan Kekeringan |
|  | Faktor K < 0.3 | -----> Sangat Rawan Kekeringan |

**PANTAUAN DEBIT PADA BENDUNG - BENDUNG
BALAI PSDA BENGAWAN SOLO
MINGGU ke IV JUNI (Tgl. 25 JUNI s/d 1 JULI 2024)**

| No. | KAB/ KOTA | BENDUNG | SUNGAI | Sawah Irigasi (Ha) | Q Limpas (m ³ /dt). | Q INTAKE | | Q Sungai (m ³ /dt). | Q Keb (m ³ /dt). | Faktor K |
|-----------|---------------|-------------|------------|--------------------------|--------------------------------------|--------------------------------|-------------------------------|--------------------------------------|-----------------------------------|-------------|
| | | | | | | Kanan (m ³ /dt). | Kiri (m ³ /dt). | | | |
| 1 | 2 | 3 | 4 | 5 | 6 | 7 | 8 | 9 | 10 | 11 |
| IV | BENGAWAN SOLO | | | | | | | | | |
| 35 | Sragen | Bonggo | Kenatan | 1,811 | - | | 0.61 | 0.61 | 1.32 | 0.46 |
| 36 | Karanganyar | Sudangan | Sragen | 379 | 0.57 | 0.29 | | 0.86 | 0.32 | 1.00 |
| 37 | Karanganyar | Temantenan | Sragen | 215 | 0.47 | 0.08 | 0.09 | 0.64 | 0.18 | 1.00 |
| 38 | Karanganyar | Jetis | Sragen | 814 | - | | 0.58 | 0.58 | 0.67 | 0.87 |
| 39 | Karanganyar | Kepoh | Kenatan | 277 | - | 0.29 | | 0.29 | 0.24 | 1.00 |
| 40 | Karanganyar | Kasihani II | Jamplang | 61 | - | | 0.09 | 0.09 | 0.05 | 1.00 |
| 41 | Karanganyar | Bakdalem II | Poncol | 62 | - | 0.06 | | 0.06 | - | 1.00 |
| 42 | Karanganyar | Jetu | Siwaluh | 647 | - | - | | 0.20 | 0.55 | 0.36 |
| 43 | Karanganyar | Munggur | Jlamprang | 287 | - | | 0.22 | 0.22 | 0.23 | 0.96 |
| 44 | Karanganyar | Mindi | Umet | 32 | - | | - | - | 0.02 | 1.00 |
| 45 | Karanganyar | Kwangsan | Cebong | 286 | - | | - | - | 0.02 | 1.00 |
| 46 | Karanganyar | Seloromo | Selobalong | 23 | - | | 0.02 | 0.02 | 0.02 | 1.00 |
| 47 | Karanganyar | Blingi | Pelang | 12 | - | | 0.01 | 0.01 | 0.01 | 1.00 |
| 48 | Karanganyar | Srambang | Sawur | 126 | - | | 0.11 | 0.11 | 0.11 | 1.00 |
| 49 | Karanganyar | Sedayu | Sawur | 237 | - | | 0.09 | 0.09 | 0.01 | 1.00 |
| JUMLAH IV | | | | 45,919 | 117.20 | 21.67 | 11.95 | 150.82 | 12.32 | |

KETERANGAN

| | | |
|---|-------------------------|---|
|  | Faktor K > 0.7 s/d 1.00 | -----> Aman |
|  | Faktor K = 0.5 s/d 0.7 | -----> Giliran (Potensi Rawan Kekeringan) |
|  | Faktor K = 0.3 s/d 0.5 | -----> Rawan Kekeringan |
|  | Faktor K < 0.3 | -----> Sangat Rawan Kekeringan |

REKAP PANTAUAN DEBIT BENDUNG KONTROL POINT
PER BALAI PSDA SE JAWA TENGAH
MINGGU ke IV JUNI (Tgl. 25 JUNI s/d 1 JULI 2024)

| BALAI PSDA | Sawah Irigasi (Ha) | Jumlah Bendung | Q Sungai (m ³ /dt). | Q Kebutuhan (m ³ /dt). | Faktor K 0.7 s/d 1.00 | Faktor K 0.5 s/d 0.7 | Faktor K 0.3 s/d 0.5 | Faktor K < 0.3 | Bendung Kering |
|-------------------|--------------------------|-------------------|--------------------------------------|---|-----------------------------|----------------------------|----------------------------|-------------------|-------------------|
| PEMALI COMAL | 114,227 | 29 | 183.89 | 118.82 | 23 | 5 | 1 | - | - |
| BODRI KUTO | 49,503 | 18 | 67.25 | 14.31 | 16 | 1 | - | 1 | - |
| SERANG LUSI JUANA | 84,326 | 13 | 100.49 | 29.46 | 13 | - | - | - | - |
| BENGAWAN SOLO | 45,919 | 49 | 150.82 | 12.32 | 46 | 1 | 2 | - | - |
| PROBOLO | 52,475 | 18 | 45.60 | 39.58 | 18 | - | - | - | - |
| SERAYU CITANDUY | 67,922 | 18 | 615.56 | 83.15 | 18 | - | - | - | - |
| JUMLAH | 414,372 | 145 | 1,163.61 | 297.64 | 134 | 7 | 3 | 1 | - |

