

PANTAUAN DEBIT PADA BENDUNG - BENDUNG
BALAI PU SDA TARU PEMALI COMAL, BODRI KUTHO DAN SERANG LUSI JUANA
MINGGU ke III OKTOBER (Tgl. 16 s/d 22 OKTOBER 2018)

| No. | KABUPATEN/KOTA | BENDUNG/DI | Sungai | Sawah Irigasi (Ha) | Q Limpas (m ³ /dt) | Q INTAKE | | Q Sungai (m ³ /dt) | Q Kebutuhan (m ³ /dt) | Faktor K |
|-----------------------|---------------------|---------------------|------------------|--------------------|-------------------------------|----------------------------|---------------------------|-------------------------------|----------------------------------|----------|
| | | | | | | Kanan (m ³ /dt) | Kiri (m ³ /dt) | | | |
| 1 | 2 | 3 | | 4 | 5 | 6 | 7 | 8=5+6+7 | 9 | 10 |
| I PEMALI COMAL | | | | | | | | | | |
| 1 | Pekalongan | Krompeng/Kupang | Kupang | 3.040 | - | - | - | - | - | - |
| 2 | Pekalongan | Pesantren Kletak | Sengkarang | 3.519 | - | - | - | - | - | - |
| 3 | Pkl. Pemalang | Kaliwadas | Genteng | 7.548 | - | - | - | - | - | - |
| 4 | Brebes | Notog/P. Bawah | Pemali | 26.952 | - | - | - | - | - | - |
| 5 | Pemalang | Sukowati | Comal | 9.005 | - | - | - | - | - | - |
| 6 | Kab. Pekalongan | Brondong | Paingan | 3.211 | - | - | - | - | - | - |
| 7 | Pemalang | Sungapan | Waluh | 7.277 | - | - | - | - | - | - |
| 8 | Brebes - Cirebon | Cisadap | Babakan | 2.147 | - | - | - | - | - | - |
| 9 | Brebes | Nambo | Kabuyutan | 4.166 | - | - | - | - | - | - |
| 10 | Brebes | Cibendung | jengkelok | 6.305 | - | - | - | - | - | - |
| 11 | Kab. Tegal | Dukuhjati | Cacaban west | 7.439 | - | - | - | - | - | - |
| 12 | Kab. Tegal | Danawarih | Gung | 6.632 | - | - | 1,10 | 1,10 | 3,00 | 0,37 |
| 13 | Kab. Tegal | Cipero | Rambut | 7.634 | - | - | 1,00 | 1,00 | 6,35 | 0,16 |
| 14 | Kab. Tegal | Cawitali | Kumisik | 3.940 | - | 0,60 | - | 0,60 | 3,00 | 0,20 |
| 15 | Batang | Kd.Dowo Kramat | Sambong | 1.176 | - | - | - | - | - | - |
| 16 | Kab/Kota Pekalongan | Asem Siketek | Kupang | 500 | - | - | - | - | - | - |
| 17 | Pekalongan | Tapak Menjangan | Welo | 1.330 | - | - | - | - | - | - |
| 18 | Pekalongan | Padurekso | Sengkarang | 2.388 | - | - | - | - | - | - |
| 19 | Pekalongan | Sudikampir | Boro | 1.521 | - | - | - | - | - | - |
| 20 | Pemalang | Mejagong | Comal | 2.049 | - | 0,05 | 5,23 | 5,28 | 1,70 | 1,00 |
| 21 | Pemalang | Kejene | Waluh | 415 | - | 6,89 | 0,56 | 7,45 | 0,56 | 1,00 |
| 22 | Tegal | Pesayangan | Gung | 1.870 | - | - | - | - | - | - |
| 23 | Tegal | Sidapurna | Kemiri | 600 | - | - | - | - | - | - |
| 24 | Kota Tegal | Gangsa/G. Lumingser | Gangsa | 749 | - | - | - | - | - | - |
| 25 | Tegal Brebes | Parakan Kidang | Gintung | 1.704 | - | - | - | - | - | - |
| 26 | Tegal Brebes | Gondang | Gondang | 824 | - | - | - | - | - | - |
| 27 | Tegal Brebes | Lenggor | Pagerwangi | 290 | - | - | - | - | - | - |
| 28 | Tegal Brebes | Karanganyar | Pagerayu | 210 | - | - | - | - | - | - |
| 29 | Kab.Tegal & Brebes | Beji | Krupuk | 236 | - | 0,05 | - | 0,05 | 0,10 | 0,55 |
| 30 | Kab. Brebes | Kemaron | Erang | 1.026 | - | - | 0,30 | 0,30 | 0,56 | 0,52 |
| JUMLAH I | | | | 115.703 | - | 7,60 | 8,19 | 15,78 | 15,27 | |
| II BODRI KUTHO | | | | | | | | | | |
| 1 | Batang | Kedungasem | Kuto | 4.353 | - | - | - | - | - | - |
| 2 | Kendal | Juwero | Bodri | 8.861 | - | 2,12 | 2,77 | 4,88 | 4,88 | 1,00 |
| 3 | | Sojomerto | Blukar | 1.108 | - | 0,05 | 0,09 | 0,14 | 0,14 | 1,00 |
| 4 | | Kedung Pengilon | Blorong | 2.577 | - | 0,80 | 0,70 | 1,50 | 1,50 | 1,00 |
| 5 | Kota Semarang | Plumbon | Plumbon | 464 | - | - | 0,30 | 0,30 | 0,30 | 1,00 |
| 6 | | Pucang Gading | Babon | 1.060 | - | - | - | - | - | - |
| 7 | Grobogan | Jragung | Jragung | 4.053 | - | - | - | - | - | - |
| 8 | | Glapan | Tuntang | 18.740 | - | 1,50 | 3,13 | 4,63 | 4,63 | 1,00 |
| 9 | Semarang | Senjoyo (Ajiawur) | Senjoyo | 2.335 | - | - | - | - | - | - |
| 10 | | Sidopangus | Pangus | 1.060 | - | - | - | - | - | - |
| 11 | Demak | Jajar | Jajar | Suplesi | - | - | - | - | - | - |
| JUMLAH II | | | | 44.611 | - | 4,47 | 6,99 | 11,46 | 11,46 | |
| III SELUNA | | | | | | | | | | |
| 1 | Jepara | Bakalan | Bakalan | 1.379 | - | - | - | - | - | - |
| 2 | | Medani | Gelis | 989 | - | 0,06 | - | 0,06 | - | - |
| 3 | Demak | Bang (Mijen) | Serang | 5.137 | - | - | - | - | - | - |
| 4 | Grobogan | Dumpil | Lusi | 9.818 | - | - | - | - | - | - |
| 5 | Rembang | Kedungsapen | Randugunting | 1.590 | - | - | - | - | - | - |
| 6 | Kudus | Kramat | Kramat | 163 | - | - | - | - | - | - |
| 7 | Blora | Kedungwaru | Kedungwaru | 1.302 | 0,06 | - | - | 0,06 | - | - |
| 8 | Kudus | Logung | Logung | 2.805 | - | 0,14 | 0,42 | 0,55 | 0,69 | 0,81 |
| 9 | | Siwayut | Siwayut | 683 | - | - | 0,08 | 0,08 | - | - |
| 10 | Pati | Widodaren | Widodaren | 2.617 | - | - | - | - | - | - |
| 11 | | Sentul | Sentul | 1.536 | - | - | - | - | - | - |
| 12 | Grobogan | Sidorejo+Lanang | Serang | 7.938 | 46,84 | - | 3,68 | 50,52 | - | - |
| 13 | | Sedadi | Serang | 16.055 | 39,97 | - | 14,63 | 54,60 | - | - |
| 14 | | Klambu | Serang / K. Lusi | 37.451 | - | 12,45 | 15,66 | 28,11 | - | - |
| JUMLAH III | | | | 89.463 | 86,87 | 12,65 | 34,47 | 133,99 | 0,69 | |

| | | | |
|--|------------------------|--------|------------------------------------|
| | Faktor K > 0.7 | -----> | Aman |
| | Faktor K = 0.5 s/d 0.7 | -----> | Giliran (Potensi Rawan Kekeringan) |
| | Faktor K = 0.3 s/d 0.5 | -----> | Rawan Kekeringan |
| | Faktor K < 0.3 | -----> | Sangat Rawan Kekeringan |

PANTAUAN DEBIT PADA BENDUNG - BENDUNG

BALAI PU SDA TARU BENGAWAN SOLO

MINGGU ke III OKTOBER (Tgl. 16 s/d 22 OKTOBER 2018)

| No. | KAB/ KOTA | BENDUNG | SUNGAI | Sawah Irigasi (Ha) | Q Limpas (m ³ /dt). | Q INTAKE | | Q Sungai (m ³ /dt). | Q Keb (m ³ /dt). | Faktor K |
|-----|------------------|---------------|---------------|--------------------|--------------------------------|-----------------------------|----------------------------|--------------------------------|-----------------------------|----------|
| | | | | | | Kanan (m ³ /dt). | Kiri (m ³ /dt). | | | |
| 1 | 2 | 3 | 4 | 5 | 6 | 7 | 8 | 9 | 10 | 11 |
| IV | BENGAWAN SOLO | | | | | | | | | |
| 1 | Sukoharjo cs (5) | Colo | Bengw Solo | 24.462 | 1,51 | - | - | 1,51 | 17,00 | 0,09 |
| 3 | Klaten | Jaban | Jebol | 1.191 | - | 1,12 | - | 1,12 | 0,95 | 1,00 |
| 4 | Klaten | Ploso Wareng | Pusur | 1.100 | 0,95 | 0,89 | - | 1,83 | 0,88 | 1,00 |
| 5 | Klaten | Walikan | Walikan | 325 | - | 0,07 | - | 0,07 | 0,07 | 1,00 |
| 6 | Karanganyar | Pulo | Kendat | 60 | - | - | 0,02 | 0,02 | 0,05 | 0,39 |
| 7 | Karanganyar | Lemah Bang II | Bangsri | 748 | - | - | 0,08 | 0,08 | 0,04 | 1,00 |
| 8 | Karanganyar | Cangkring | samin' | 168 | - | - | - | - | - | - |
| 9 | Karanganyar | Sidomakmur | Latak | 156 | - | - | - | - | - | - |
| 10 | Karanganyar | Braholo | Walikan | 192 | - | - | 0,15 | 0,15 | 0,12 | 1,00 |
| 11 | Karanganyar | Nglasem | Walikan | 348 | - | - | 0,06 | 0,06 | 0,10 | 0,59 |
| 12 | Karanganyar | Menggok | Naruan | 437 | - | 0,14 | - | 0,14 | 0,33 | 0,42 |
| 13 | Wonogiri | Semanding | Latak | 125 | - | - | - | - | - | - |
| 14 | Karanganyar | Latung | Amblo | 138 | - | - | 0,06 | 0,06 | 0,10 | 0,66 |
| 15 | Semarang | Parean | Serang | 653 | - | 0,77 | - | 0,77 | 0,47 | 1,00 |
| 16 | Sragen | Bapang | Cemoro | 2.814 | - | - | - | - | - | - |
| 17 | Boyolali | Kedung Boyo | Cemoro | 706 | - | 0,29 | - | 0,29 | 0,36 | 0,80 |
| 18 | Semarang | Wonotoro | Cemoro | 472 | - | - | 0,33 | 0,33 | 0,34 | 0,99 |
| 19 | Semarang | Garat I | Cemoro | 113 | - | 0,10 | - | 0,10 | 0,71 | 0,13 |
| 20 | Boyolali | Pager/Tlatar | Umbul Tlatar | 149 | - | 0,15 | - | 0,15 | 0,12 | 1,00 |
| 21 | Klaten | Jumeneng | Gandul | 753 | - | 0,12 | 1,20 | 1,32 | 0,45 | 1,00 |
| 22 | Klaten | Nyaen | Gandul | 362 | 2,69 | 0,13 | 0,16 | 2,99 | 0,18 | 1,00 |
| 23 | Boyolali | Gunung maling | Larangan | 82 | 0,25 | 0,12 | - | 0,37 | 0,07 | 1,00 |
| 24 | Boyolali | Baran | Tempel | 179 | 0,17 | - | 0,28 | 0,46 | 0,15 | 1,00 |
| 25 | Klaten | Pundung | Gandul | 609 | 2,14 | 0,15 | 0,31 | 2,60 | 0,38 | 1,00 |
| 26 | Boyolali | Pakelan | Andong | 26 | 0,25 | - | 0,03 | 0,27 | 0,38 | 0,72 |
| 27 | Boyolali | Gisik | Pepe | 301 | - | 0,33 | 0,20 | 0,52 | 0,25 | 1,00 |
| 28 | Karanganyar | Ngasem | Larangan | 153 | - | 0,04 | 0,08 | 0,12 | 0,15 | 0,81 |
| 29 | Boyolali | Tritis | Pepe | 450 | - | 0,36 | - | 0,36 | 0,39 | 0,92 |
| 30 | Karanganyar | Mantren | Pepe | 112 | - | 0,16 | - | 0,16 | 0,11 | 1,00 |
| 31 | Karanganyar | Brajan | Pepe | 137 | - | 0,29 | - | 0,29 | 0,11 | 1,00 |
| 32 | Boyolali | Glodok | Legok | 82 | - | 0,03 | 0,06 | 0,09 | 0,08 | 1,00 |
| 33 | Boyolali | Majegan | Kali Larangan | 32 | 0,25 | - | 0,12 | 0,37 | 0,27 | 1,00 |
| 34 | Sukoharjo | Trani | samin' | 1.896 | - | 0,03 | - | 0,03 | 0,59 | 0,04 |
| 35 | Sragen | Bonggo | Kenatan | - | - | - | 0,15 | 0,15 | 0,96 | 0,16 |
| 36 | Karanganyar | Sudangan | Sragen | 379 | 0,20 | 0,18 | - | 0,38 | 0,23 | 1,00 |
| 37 | Karanganyar | Temantenan | Sragen | 215 | - | 0,11 | 0,12 | 0,23 | 0,21 | 1,00 |
| 38 | Karanganyar | Jetis | Sragen | 814 | - | - | 0,06 | 0,06 | 0,22 | 0,29 |
| 39 | Karanganyar | Kepoh | Kenatan | 277 | - | 0,07 | - | 0,07 | 0,17 | 0,39 |
| 40 | Karanganyar | Kasihani II | Jamplang | 61 | - | - | 0,03 | 0,03 | 0,06 | 0,48 |
| 41 | Karanganyar | Bakdalem II | Poncol | 62 | - | 0,03 | - | 0,03 | 0,02 | 1,00 |
| 42 | Karanganyar | Jetu | Siwaluh | 647 | - | 0,01 | - | 0,01 | 0,02 | 0,48 |
| 43 | Karanganyar | Munggur | Jlamprang | 287 | - | - | - | - | - | - |
| 44 | Karanganyar | Mindi | Umet | 32 | - | - | - | - | - | - |
| 45 | Karanganyar | Kwangsan | Cebong | 286 | - | - | - | - | - | - |
| 46 | Karanganyar | Seloromo | Selobalong | 23 | - | - | 0,02 | 0,02 | 0,01 | 1,00 |
| 47 | Karanganyar | Blingi | Pelang | 12 | - | - | 0,01 | 0,01 | 0,07 | 0,11 |
| 48 | Karanganyar | Srambang | Sawur | 126 | - | - | 0,12 | 0,12 | 0,09 | 1,00 |
| 49 | Karanganyar | Sedayu | Sawur | 237 | - | - | 0,09 | 0,09 | 0,07 | 1,00 |
| | | | | 42.989 | 8,39 | 5,66 | 3,74 | 17,78 | 27,07 | |

KETERANGAN




Faktor K > 0.7

-----> Aman



Faktor K = 0.5 s/d 0.7

-----> Giliran (Potensi Rawan Kekeringan)



Faktor K = 0.3 s/d 0.5

-----> Rawan Kekeringan







Faktor K < 0.3

-----> Sangat Rawan Kekeringan

PANTAUAN DEBIT PADA BENDUNG - BENDUNG
BALAI PU SDA TARU PROBOLO DAN BALAI PU SDA TARU SERCIT
MINGGU ke III OKTOBER (Tgl. 16 s/d 22 OKTOBER 2018)

| No. | KAB / KOTA | BENDUNG | Sungai | Sawah Irigasi (Ha) | Q Limpas (m ³ /dt). | Q INTAKE | | Q Sungai (m ³ /dt). | Q Keb (m ³ /dt). | Faktor K |
|---------------------------|--------------|------------------|------------|--------------------------|--------------------------------------|--------------------------------|-------------------------------|--------------------------------------|-----------------------------------|-------------|
| | | | | | | Kanan (m ³ /dt). | Kiri (m ³ /dt). | | | |
| 1 | 2 | 3 | 4 | 5 | 5 | 6 | 7 | 8=5+6+7 | 9 | 10 |
| V PROBOLO | | | | | | | | | | |
| 1 | Magelang | Tangsi | tangsi | 1.448 | - | 0,36 | - | 0,36 | 0,36 | 1,00 |
| 2 | Purworejo | Pekatingan | Butuh | 1.227 | - | 0,20 | 0,05 | 0,25 | 0,25 | 1,00 |
| 3 | Purworejo | Kedung Putri | Bogowonto | 4.341 | 0,20 | 1,80 | - | 2,00 | 1,80 | 1,00 |
| 4 | Purworejo | Boro | Bogowonto | 5.126 | - | 0,76 | - | 0,76 | 0,76 | 1,00 |
| 5 | Kebumen | Pringtutul | Pringtutul | 436 | 0,54 | - | - | 0,54 | - | - |
| 6 | Kebumen | Karag I | Karag | 67 | 0,13 | - | - | 0,13 | - | - |
| 7 | Kebumen | Karag II | Karag | 57 | 0,06 | - | - | 0,06 | - | 1,00 |
| 8 | Kebumen | Siragas | Pringtutul | 48 | 0,22 | - | - | 0,22 | - | - |
| 9 | Kebumen | Kedung Gabel | Pringtutul | 264 | 0,13 | - | - | 0,13 | - | - |
| 10 | Kebumen | Watubarut | Kemit | 1.607 | - | - | - | - | - | - |
| 11 | Kebumen | Pejengkolan SIWT | Bedegolan | 3.500 | 0,16 | 6,06 | - | 6,21 | 6,06 | 1,00 |
| 12 | Kebumen | Pejengkolan SIWB | Bedegolan | 8.000 | - | - | 8,05 | 8,05 | 8,05 | 1,00 |
| 13 | Kebumen | Bedegolan | Badegolan | 8.295 | - | 4,10 | - | 4,10 | 4,10 | 1,00 |
| 14 | Wonosobo | Pingit | Serayu | 271 | - | 0,24 | - | 0,24 | 0,24 | 1,00 |
| 15 | Temanggung | Catgawen IV | Datar | 528 | 0,11 | - | 0,61 | 0,72 | 0,61 | 1,00 |
| 16 | Temanggung | Galeh | Galeh | 1.093 | - | 0,83 | - | 0,83 | 0,83 | 1,00 |
| 17 | Temanggung | Badran | Progo | 3.329 | - | - | 3,29 | 3,29 | 3,29 | 1,00 |
| 18 | Temanggung | Soropadan | Elo | 508 | - | 0,33 | - | 0,33 | 0,33 | 1,00 |
| JUMLAH V | | | | 40.145 | 1,54 | 14,66 | 12,00 | 28,20 | 26,67 | |
| VI SERAYU CITANDUY | | | | | | | | | | |
| 1 | Banjarnegara | Banjarcayana | Serayu | 5.001 | - | - | 11,00 | 11,00 | 11,00 | 1,00 |
| 2 | Banyumas | Tajum | Tipar | 3.200 | - | 1,57 | 0,06 | 1,63 | 0,06 | 1,00 |
| 3 | Banjarnegara | Singomerto | Serayu | 5.863 | - | - | 11,00 | 11,00 | 11,00 | 1,00 |
| 4 | Banyumas | Serayu | Serayu | 20.793 | - | - | 23,05 | 23,05 | 23,05 | 1,00 |
| 5 | Cilacap | Manganti | Citanduy | 22.417 | - | - | - | - | - | - |
| 6 | Banyumas | Banjaran | Banjaran | 1.406 | - | - | 0,87 | 0,87 | 0,87 | 1,00 |
| 7 | Banyumas | Andongbang | Prukut | 1.128 | - | 0,30 | - | 0,30 | 0,30 | 1,00 |
| 8 | Banyumas | Arca | Pelus | 1.127 | - | 0,39 | 0,52 | 0,91 | 0,91 | 1,00 |
| 9 | Purbalingga | Krenceng | Kuncup | 1.375 | 1,90 | 2,44 | - | 4,34 | 2,44 | 1,00 |
| 10 | Purbalingga | Pribadi | Jompo | 240 | - | 0,04 | 0,00 | 0,04 | 0,04 | 1,00 |
| 11 | Purbalingga | Dwi Cupaksari | Jompo | 100 | - | - | 0,10 | 0,10 | 0,10 | 1,00 |
| 12 | Purbalingga | Bodag | Borag | 57 | - | - | 0,11 | 0,11 | 0,11 | 1,00 |
| 13 | Banyumas | Kebasen | Serayu | 651 | - | - | 0,32 | 0,32 | 0,32 | 1,00 |
| 14 | Cilacap | Cijalu | Cijalu | 1.377 | - | 0,20 | 0,28 | 0,47 | 0,47 | 1,00 |
| 15 | Banjarnegara | Kalisapi | Kalisapi | 1.119 | - | 1,30 | - | 1,30 | 1,30 | 1,00 |
| 16 | Banyumas | Piasa | Piasa | 439 | 0,22 | - | - | 0,22 | - | - |
| 17 | Cilacap | Cieleumeuh | Cilemeuh | 1.386 | - | - | 0,46 | 0,46 | 0,46 | 1,00 |
| 18 | Banyumas | Buniayu | Ijo | 220 | - | - | - | - | - | - |
| VI SERCIT | | | | 67.899 | 2,12 | 6,23 | 47,77 | 56,12 | 52,44 | |
| V PROBOLO | | | | 40.145 | 1,54 | 14,66 | 12,00 | 28,20 | 26,67 | 1,00 |
| IV BENGAWAN SOLO | | | | 42.989 | 8,39 | 5,66 | 3,74 | 17,78 | 27,07 | 0,66 |
| III SELUNA | | | | 89.463 | 86,87 | 12,65 | 34,47 | 133,99 | 0,69 | 1,00 |
| II BODRI KUTHO | | | | 44.611 | - | 4,47 | 6,99 | 11,46 | 11,46 | 1,00 |
| I PEMALI COMAL | | | | - | - | 7,60 | 8,19 | 15,78 | 15,27 | 1,00 |
| JUMLAH SELURUHNYA | | | | 285.107 | 98,91 | 51,26 | 113,15 | 263,33 | 133,58 | 1,00 |

| | | |
|---|------------------------|---|
|  | Faktor K > 0.7 | -----> Aman |
|  | Faktor K = 0.5 s/d 0.7 | -----> Giliran (Potensi Rawan Kekeringan) |
|  | Faktor K = 0.3 s/d 0.5 | -----> Rawan Kekeringan |
|  | Faktor K < 0.3 | -----> Sangat Rawan Kekeringan |

**REKAP PANTAUAN DEBIT BENDUNG KONTROL POINT
PER BALAI PU SDA TARU SE JAWA TENGAH
MINGGU ke III (Tgl. 18 SEPTEMBER S / D 24 SEPTEMBER 2018)**

| BALAI PU SDA TARU | Sawah Irigasi (Ha) | Q Limpas (m ³ /dt). | Q INTAKE | | Q Sungai (m ³ /dt). | Q Kebutuhan (m ³ /dt). | Faktor K Rata-rata |
|-------------------|--------------------------|--------------------------------------|--------------------------------|-------------------------------|--------------------------------------|---|-----------------------|
| | | | Kanan (m ³ /dt). | Kiri (m ³ /dt). | | | |
| PEMALI COMAL | 115.703,00 | - | 7,60 | 8,19 | 15,78 | 15,27 | 1,00 |
| BODRI KUTO | 44.611,00 | - | 4,47 | 6,99 | 11,46 | 11,46 | 1,00 |
| SERANG LUSI JUANA | 89.463,00 | 86,87 | 12,65 | 34,47 | 133,99 | 0,69 | 1,00 |
| BENGAWAN SOLO | 42.989,00 | 8,39 | 5,66 | 3,74 | 17,78 | 27,07 | 0,66 |
| PROBOLO | 40.145,00 | 1,54 | 14,66 | 12,00 | 28,20 | 26,67 | 1,00 |
| SERAYU CITANDUY | 67.899,00 | 2,12 | 6,23 | 47,77 | 56,12 | 52,44 | 1,00 |
| JUMLAH | 400.810,00 | 98,91 | 51,26 | 113,15 | 263,33 | 133,58 | 1,00 |

